

DC/DC

CLD-420-36B

CHENGLIAN

 产品特性
Product Features



- ✓
- ✓ 81~132VDC
- ✓ -20~+70
- ✓ 105
- ✓ /
- ✓
- ✓ 100%
- ✓ 3

 应用领域
Application Area

 参考标准
Reference standard

EN 55032\EN 61000-4-2,3,4,5,6\IEC 60950\GB 36284

 产品描述
Product Description

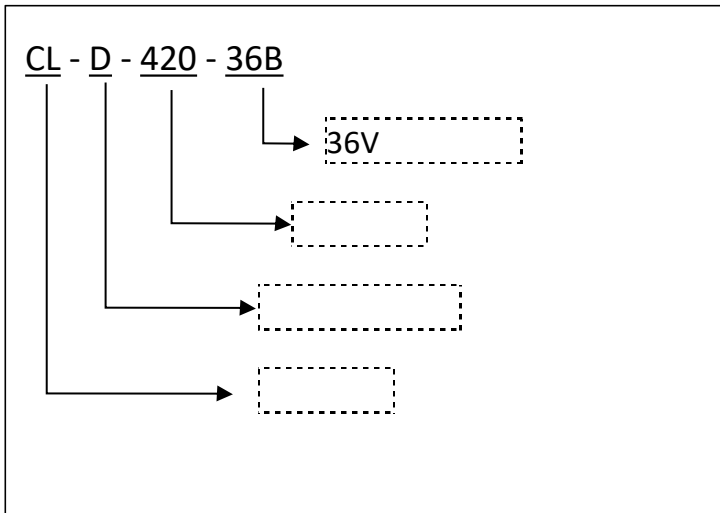
CLD-420-36B

420W

DC/DC

81~132VDC

产品命名
Product Naming



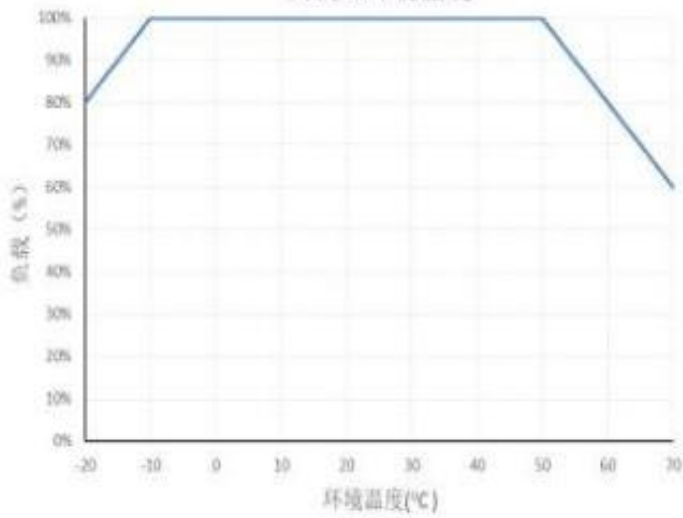
电气参数
Electrical parameters

CLD-420-36B	
	81 132VDC
	120VDC/6.5A
	85%
	<1mA/120VDC
	60A/110VDC
	V1
	36V
	9A(D=0.33)
	V2
	24V
	4A(D=0.33)
	420W(D=0.33max);1 (420W) :D 0.33;2 0.01Hz;3 420W 5 (
	36V± 1V /
	300mVp-p 200mVp-p
	2000ms 20ms 100%
	20ms 100%
	± 1%
	± 2%
	± 3%
	-20~70 20%~95%RH
	-30~80 10%~95%RH
	10~500Hz, 2G, 10min, X,Y,Z 6
	20G, 11ms, X,Y,Z 3
	2000mtrs 2000m 100m 0.6)
	EN55032 EN61000-4-2,3,4,5,6
	GB17625.1
EMC	EN55032
	IEC60950\GB36284
	-- I/P-O/P:3Kvac/5mA --- I/P-CASE:1.5Kvac/5mA --- O/P-CASE:0.5Kvac/5mA 1min

	I/P-O/P 50M ohms	I/P-Case 50M ohms	O/P-Case 50M ohms
	/		/
	110~165%rated		
MTBF	25	100000Hrs	MIL-217 Method
	215x115x50mm(L*W*H)		
	0.95 Kg/	20 /	20KG/
	<input checked="" type="checkbox"/>	<input type="checkbox"/>	
	<input type="checkbox"/>	<input type="checkbox"/>	<input type="checkbox"/> -40) <input type="checkbox"/>
*		230VAC	25
*		30%	100W
130W			
*		20MHz	12mm
	47uF	0.1uF	
*	EMC		

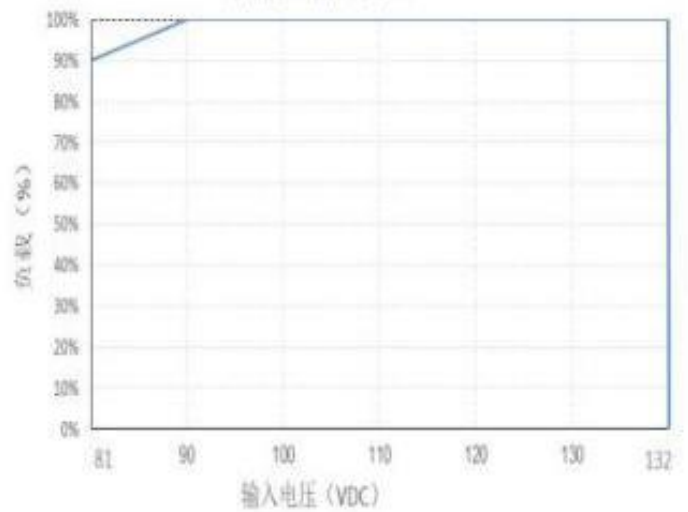
输出负载与温度曲线

负载VS环境温度



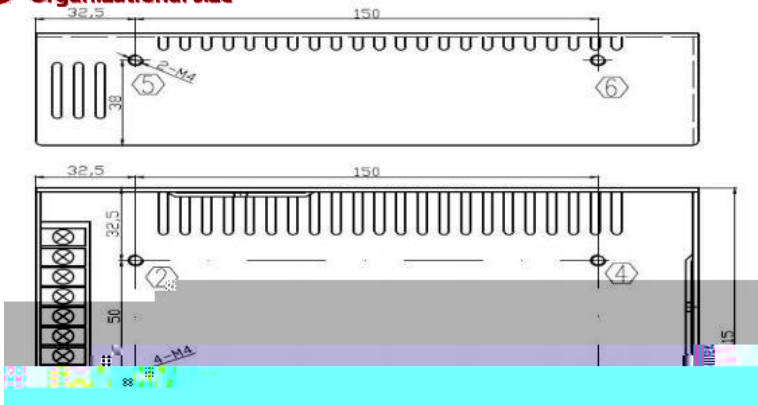
静态特性曲线

负载VS输入电压

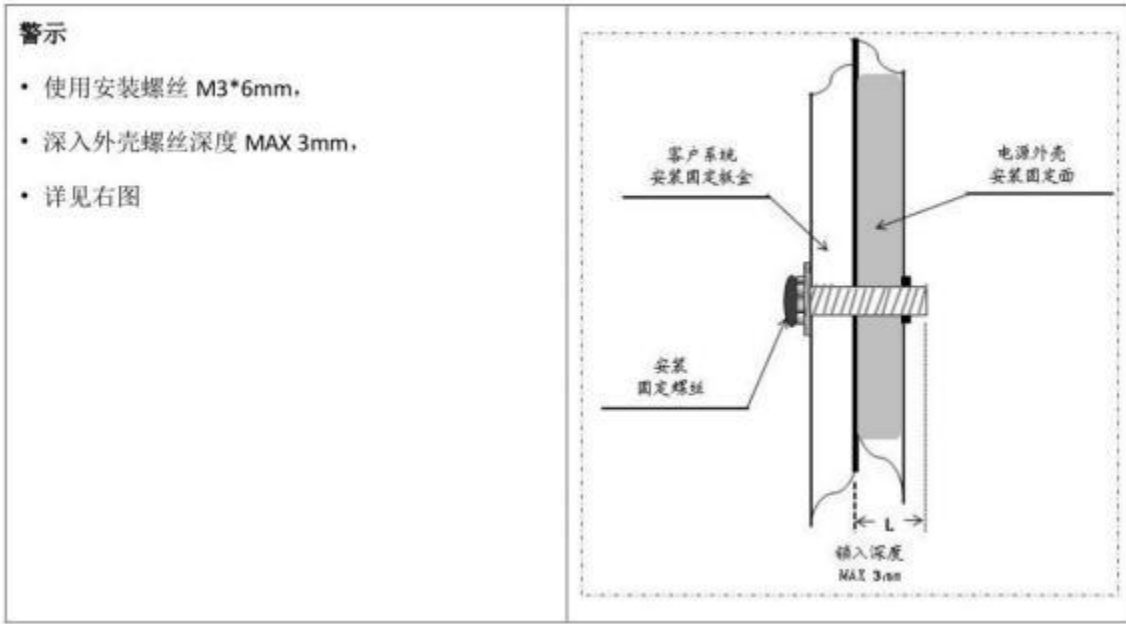


机构尺寸

Organizational size



安装方式: Installation method:



产品安装 使用说明 Installation and use instructions

- 1
- 2
- 3
- 4
- 5
- 6

AWG18#

0519-69882516

运输、储存: Transportation and storage:

- 1
- 2

50cm

1

20cm