


CHENGLIAN

产品特性 Product Features



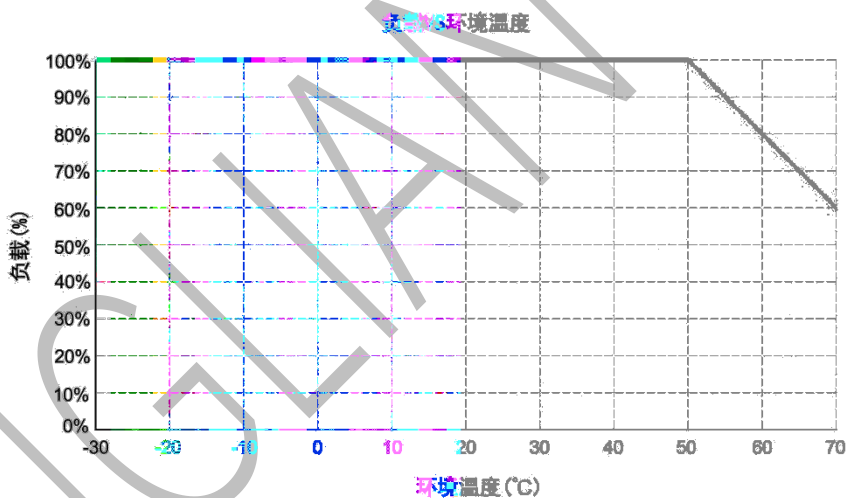
应用领域 Application area

参考标准 Reference standard

产品描述 Product Description

		<input type="checkbox"/>	<input checked="" type="checkbox"/>		
		<input type="checkbox"/>	<input type="checkbox"/>	<input type="checkbox"/>	<input type="checkbox"/>

输出负载与温度曲线

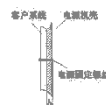
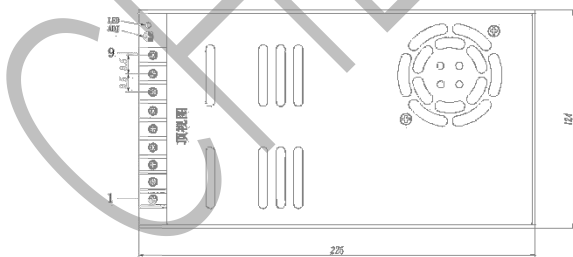


机构尺寸 Organizational size

CZL-500/600/7000系列, 1.9#49:225*124*41 (mm)



引脚功能	引脚	功能
1	AC (L)	
2	AC (N)	
3	⊕	
4	COM	
5	COM	
6	COM	
7	+V	
8	+V	
9	+V	



①-⑬ 任意一个位置必须要接大地(⊕)

安装位置	螺丝规格	L (Max)	扭矩 (Max)
①-⑧	M4	3mm	0.4N.m
⑨-⑬	M4	3mm	0.4N.m

开关	交流输入电压	直流输入电压
<input type="checkbox"/>	90-132VAC	
<input checked="" type="checkbox"/>	176-264VAC	

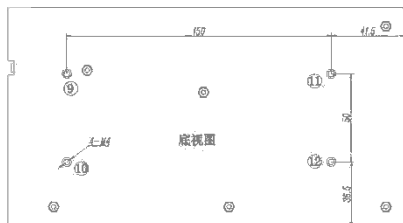
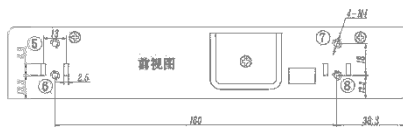
接线端子安装说明

端子排规格	线材安装规格	扭矩 (Max)
96端子排	22-12AWG	0.8N.m

尺寸单位: mm

ADJ: 输出可调电阻

未标注之公差: ±1mm



o•* ù g p yâkpD7 í ar pDQpDBi" ßpDfÂ €DWBEDÂpD6@! ^ è

CHENGLIAN